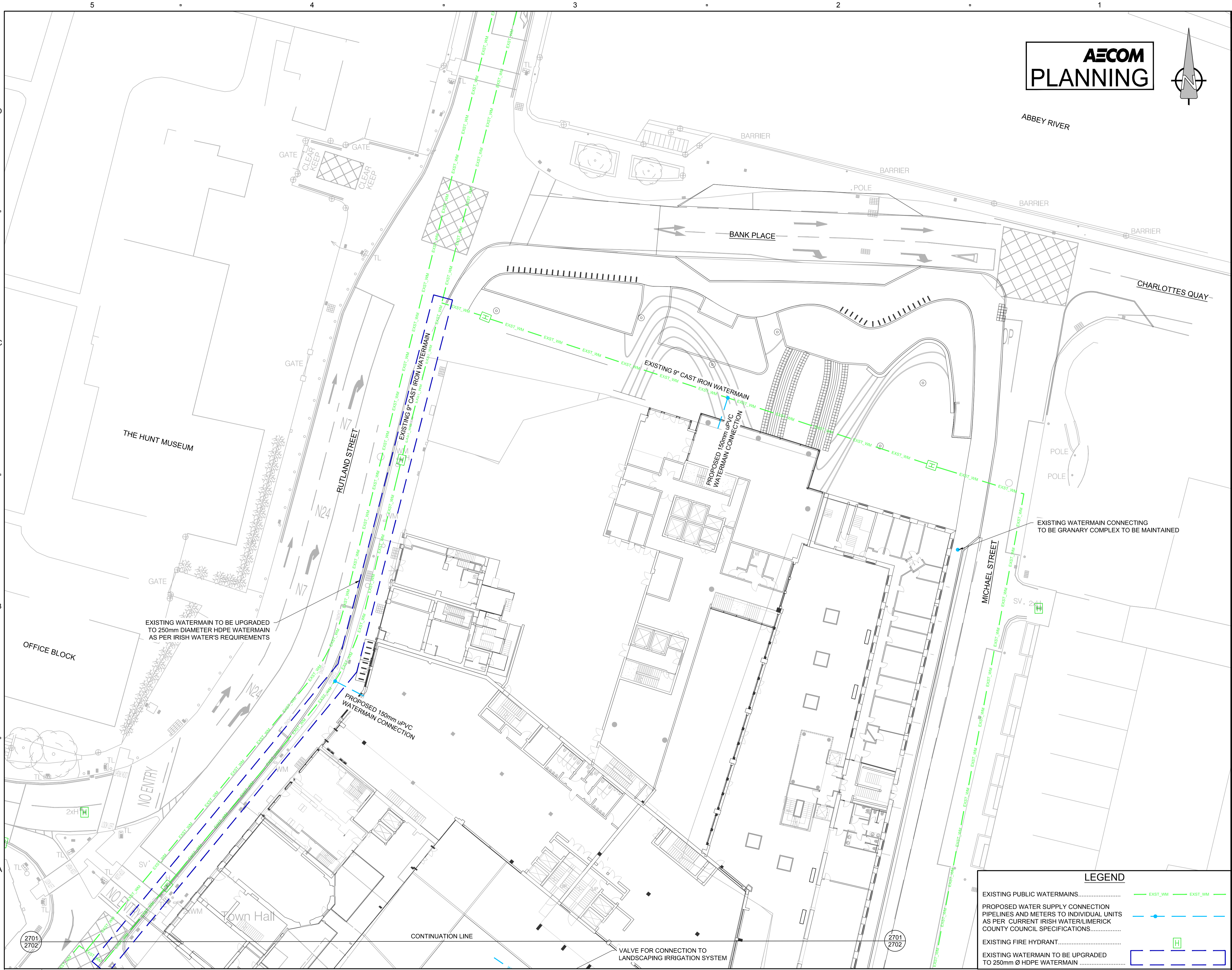
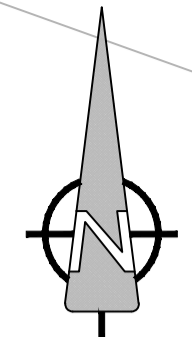


Last saved by: NANU BURNETT (2019-03-13) Last Plotted: 2019-03-14
 filename: I:\EU\AECOM\NET\COM\EMIA\UK\IEDBL2\JOBS\PR-289270_PROJECT_OPERA_ADDITIONAL_FEE\900_CAD_GIS\904_CEO1_WIP\02_SHEETS\PR289270-ACM-XX-GF-DR-CE-10-2701.DWG
 Project Management Initials: Designer: JR Checked: RG Approved: EMck ISO A1 894mm x 841mm



AECOM
PLANNING



AECOM

PROJECT
Opera Site

CLIENT
Limerick City and County Council

CONSULTANT

AECOM
The Clarence Street West Building
2 Clarence Street West
Balfast BT2 7GP
United Kingdom
Fax +44 (0)28 9079 5651
Tel +44 (0)28 90607200
www.aecom.com

COADY ARCHITECTS

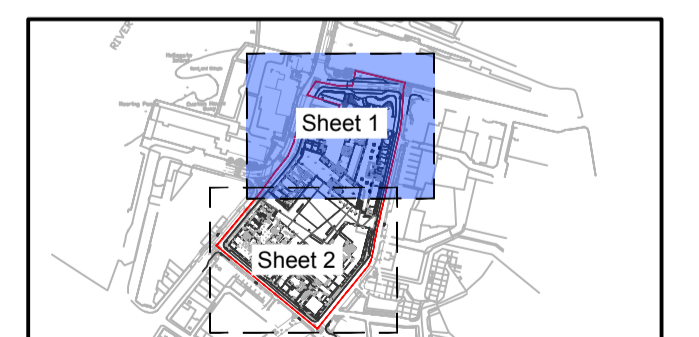
NOTES

1. THIS DRAWING IS TO BE READ IN CONJUNCTION WITH ALL OTHER RELEVANT ARCHITECTURAL AND ENGINEERING DRAWINGS, ANY DISCREPANCIES, ERRORS OR OMISSIONS TO BE BROUGHT TO THE ATTENTION OF THE DESIGNER.
2. ALL DIMENSIONS TO BE CHECKED BY THE CONTRACTOR ON SITE PRIOR TO COMMENCEMENT OF WORKS.
3. AECOM LIMITED TO BE INFORMED BY THE CONTRACTOR OF ANY DISCREPANCIES PRIOR TO THE COMMENCEMENT OF WORKS ON SITE.
4. DIMENSIONS OF ALL BOUNDARIES AND ADJOINING ROADS TO BE CHECKED ON SITE PRIOR TO COMMENCEMENT OF WORKS.
5. DO NOT SCALE, ALL MEASUREMENTS AND COORDINATES TO BE CHECKED ON SITE.
6. THE DEVELOPMENT SHALL HAVE A BULK WATER METER (EXACT LOCATION TO BE AGREED WITH IRISH WATER) IN ACCORDANCE WITH IRISH WATER CODE OF PRACTICE SECTION 3.15.4.
7. EACH HOUSE UNIT SHALL HAVE AN APPROVAL BOUNDARY BOX (REFER TO APPENDIX A OF THE IRISH WATER CODE OF PRACTICE FOR WATER INFRASTRUCTURE) WITH INTEGRAL STOPCOCK AND SUITABLE FOR THE RECEPTION OF A WATER METER (REFER TO IRISH WATER CODE OF PRACTICE FOR WATER INFRASTRUCTURE SECTION 3.14).
8. ALL PROPERTIES SHALL HAVE METERS INSTALLED INTERNALLY WITHIN THE PREMISES IN ACCORDANCE WITH THE BUILDING CONTROL AUTHORITY'S REQUIREMENTS AND SUBJECT TO REVIEW BY IRISH WATER AS PER IRISH WATER CODE OF PRACTICE FOR WATER INFRASTRUCTURE SECTION 3.15.2.
9. ALL PROPOSED WATERMAIN PIPEWORK TO BE HDPE WITH MINIMUM PE80 RATING IN ACCORDANCE WITH IRISH WATER CODE OF PRACTICE FOR WATER INFRASTRUCTURE.
10. THE MINIMUM PIPE DIAMETER PROPOSED IS 100mm.
11. ALL WATERMANS WILL HAVE A MINIMUM COVER OF 900mm. ALL SERVICE PIPES CONNECTING PROPERTIES WILL HAVE MINIMUM COVER OF 750mm.
12. HYDRANTS SHALL BE DOUBLE FLANGED DRILLED TO PN16 AND SHALL COMPLY WITH BS EN 14339, IS EN 1074 PART 6 AND 135 750. REFER TO IRISH WATER CODE OF PRACTICE FOR WATER INFRASTRUCTURE SECTION 3.16.5.
13. SLUICE VALVES HAVE BEEN PROVIDED SO THAT INDIVIDUAL SECTIONS CAN BE ISOLATED & WILL COMPLY TO BS 5163. THE DEPTH OF THE SLUICE VALVE SPINDLE CAP BELOW FINISHED GROUND WILL NOT EXCEED 300mm.
14. ALL WATERMAIN DETAILS TO BE IN ACCORDANCE WITH THE IRISH WATER INFRASTRUCTURE STANDARD DETAILS AND CODE OF PRACTICE FOR WATER INFRASTRUCTURE.

ISSUE/REVISION

NO	DATE	DESCRIPTION
0	14.03.2019	ISSUED FOR PLANNING
I/R	DATE	DESCRIPTION

KEY PLAN



PROJECT NUMBER

60568520

SHEET TITLE

WATERMAIN LAYOUT - SHEET 1

SHEET NUMBER

PR289270-ACM-XX-GF-DR-CE-10-2701

LEGEND

EXISTING PUBLIC WATERMANS.....	----- EXST_WM ----- EXST_WM -----
PROPOSED WATER SUPPLY CONNECTION PIPELINES AND METERS TO INDIVIDUAL UNITS AS PER CURRENT IRISH WATER/LIMERICK COUNTY COUNCIL SPECIFICATIONS.....	----- PROPOSED -----
EXISTING FIRE HYDRANT.....	[H]
EXISTING WATERMAIN TO BE UPGRADED TO 250mm Ø HDPE WATERMAIN.....	----- UPGRADE -----

A WATERMAIN LAYOUT - SHEET 1

2701 Scale: 1:250

ORDNANCE SURVEY IRELAND LICENCE No. AR 0064219
ORDNANCE SURVEY IRELAND / GOVERNMENT OF IRELAND